

Suggested Signing Activities

For Groups



Copyright © 2005, Two Little Hands Productions, LLC.

Signing Time, the Signing Time logo, Two Little Hands Productions, and the Two Little Hands Productions logo are trademarks of Two Little Hands Productions. All Rights Reserved.



Signing Activities and Games for Groups

Here are a variety of activities for you to try with groups to encourage and reinforce the use of sign language in everyday life. Submitted by Signing Time fans from all over the world, they show how easy it is to get in your "signing time" every day!

If you have any activity suggestions, please share them with us on our website: www.signingtime.com/contact/activitysubmit.html

Creative Handshape Sentences (Can Be Made Into A Game)

We try to think of as many signs with the same handshape. Then we try to put them together to make crazy sentences.

Example: The "Y" handshape might become:

SILLY YELLOW COWS PLAY SAME-AS RHINOS

-Submitted by M. Harrah

Signing Bingo!

BINGO cards (I make my own with Words or Pictures from our lesson)

Play like regular BINGO, but the leader signs, and the players find the matching word or picture. Whoever gets BINGO first, signs all of the words or pictures in the winning row.

-Submitted by M. Harrah

Time to Exercise Your Memory

Concentration (or memory) cards (you can make your own)

We play concentration, but we have to sign our match before we can get our extra turn.

Submitted by M. Harrah

GO! STOP! GO!

















My granddaughter and I like to play 'Go, Stop, Wait'. It is played just like "red light, green light." I line up at the end of the hallway and she signs 'Go' and I run until she signs 'Stop'. I have to stop and wait while she signs 'Wait'. Then she signs 'Go' and I run until she signs 'Stop' again and again I need to Wait. This is repeated until I reach her. At that point I am the signer and she is the runner. If the runner does not stop when the 'Stop' is signed - they must go back to the beginning. This can be played with multiple runners and in that case, the first runner reaching the signer gets to be the next signer.

-Submitted by K. Fry

Be a Signing Time Detective!

This is a great game that helps older children to watch closely, pay attention, and find ASL signs that are *shown* in **volumes 4, 5, & 6**, but not explicitly taught.

See if you can find out how to sign the following, just by watching Rachel. You could also make a tic-tac-toe grid with a phrase in each box. Put an X through each phrase as you see it. First one to get three X's in a row wins!

-  Count to 5 in ASL (pay attention to the number 3!)
-  Sign 'Every Day'
-  Sign 'Count'
-  Sign 'Maybe'
-  Sign 'Healthy'
-  Sign 'Try'
-  Sign 'People'
-  Sign 'Goldfish'
-  Sign 'Quiet'
-  Sign 'Same'
-  Sign 'Pay Attention'
-  Sign 'Work'
-  Sign 'Harder'
-  Sign 'Different'
-  Sign 'Enough'
-  Sign 'Proud'
-  Sign 'Need'

What other signs can you find?

Silly Pizza Matching & Stacking Game

We have play food items to match the foods in the song. When the song starts you have to sign the words and be able to keep up with Rachel. For every sign you can do correctly you get to keep that food item. When the song ends you can see who has the most food items and know which words you need to practice more.

We have a variation of this game where you have a tray, which is the pizza, and you stack the play food items on top of each other to see who can make the tallest stack. We had to substitute blocks with pictures of the food for things like apples because they won't stack. You can stack them in order as they show up on the screen. At the end you have a huge stack of silly pizza just like on the show.

Sometimes one person stacks the food while the other person signs 'I want _____ on my pizza' You have to figure out what the sign is and stack the right food.

While we play these games the kids get lots of practice with signing and have lots of laughs!"

-Submitted by Jennifer Ackerson

Signs and Props Tell The Story

I have a Sign Language Playgroup of about 12 moms and their children under the age of 4. Their favorite activity is watching me tell/sign a story. I have the kids sign key words with me, especially phrases that are repeated throughout the stories. I choose funny stories that help me teach the theme of the day, for example, animals, colors, polite words, etc... The children learn the signs quickly and use them later at home!

-Submitted by L. Kraus

Have a Silly Pizza 'Picnic' (Practice Food Signs)

For **Volume 3: Everyday Signs** (with the Silly Pizza song), we spread out a picnic blanket on the floor, and took out several fake foods and proceeded to 'eat'. The kids signed for what they wanted and then pretended to eat.

I then printed off a coloring page with an empty picnic basket from crayola.com. I drew different food items in a printing program and copied & cut them out. The kids then pasted the foods onto the picture of the open picnic basket. We even made cookies and pizza and signed about it, while the portion of Volume 3 of Signing Time with all the food signs played in the background. It was successful both at home and at our playgroup.

-Submitted by T. Linton

Home school Fun:

I am a home schooler and we use Signing Time as a tool for learning a second language. I have 3 boys ages 5, 3 1/2, and 21 months. They all love to watch Alex and Leah. During our school time we will watch a Signing Time DVD and then I will quiz them on the signs we just saw. We all love the "Proud to Be Me" song at the end of Vol. 3. I'm the only girl in the house so I really get to play up the "I'm a girl" part!

Our youngest son wakes up every morning signing to me. His favorite word combination is "*Mama, more milk (or water) please*". When we are outside he will sign flower, airplane, train, car and anything else he sees that he knows a sign for. My older two boys sign to each other as they play. It is funny to watch them because they will even make up signs as they go!

-Submitted by Melissa in CO.

Got ideas, songs, games, or activities? Share them with us! Visit our website and enter your activities here: www.signingtime.com/contact/activitysubmit.html